



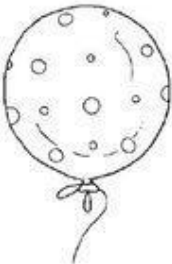



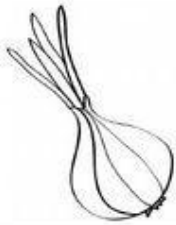







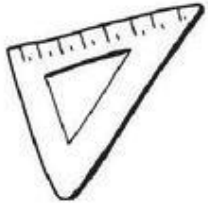










15.05.2020 Zajęcia Zdalne






Kochane Prymulki, dostajemy sygnały, w których prosicie o karty pracy dzięki, którym będziecie mogli utrwalić poznane literki i cyferki. Zamieściliśmy dzisiaj bardzo dużo zadań, a Wy zdecydujcie, co w danej chwili chcecie zrobić i co sprawi Wam radość. Wybierzcie sami, które zadania przypadną Wam do gustu, możecie np. zacząć od ulubionej cyferki lub literki. Może to być literka rozpoczynająca Wasze imię albo cyferka wskazująca ile macie lat. Do pracy możecie wykorzystać kredki, mazaki, farby, kolorową plastelinę czy skrawki kolorowego papieru. Decyzja należy do Was.





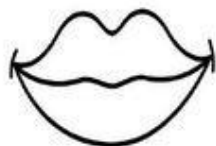
Miłej zabawy!


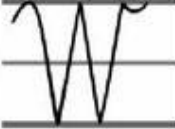


















👂 Posłuchaj litery powiedz ją poprawno śladzie napisz samodzielnie

A				
B				
C				
D				
E				

F 	F	F	
G 	G	G	
H 	H	H	
J 	J	J	
K 	K	K	

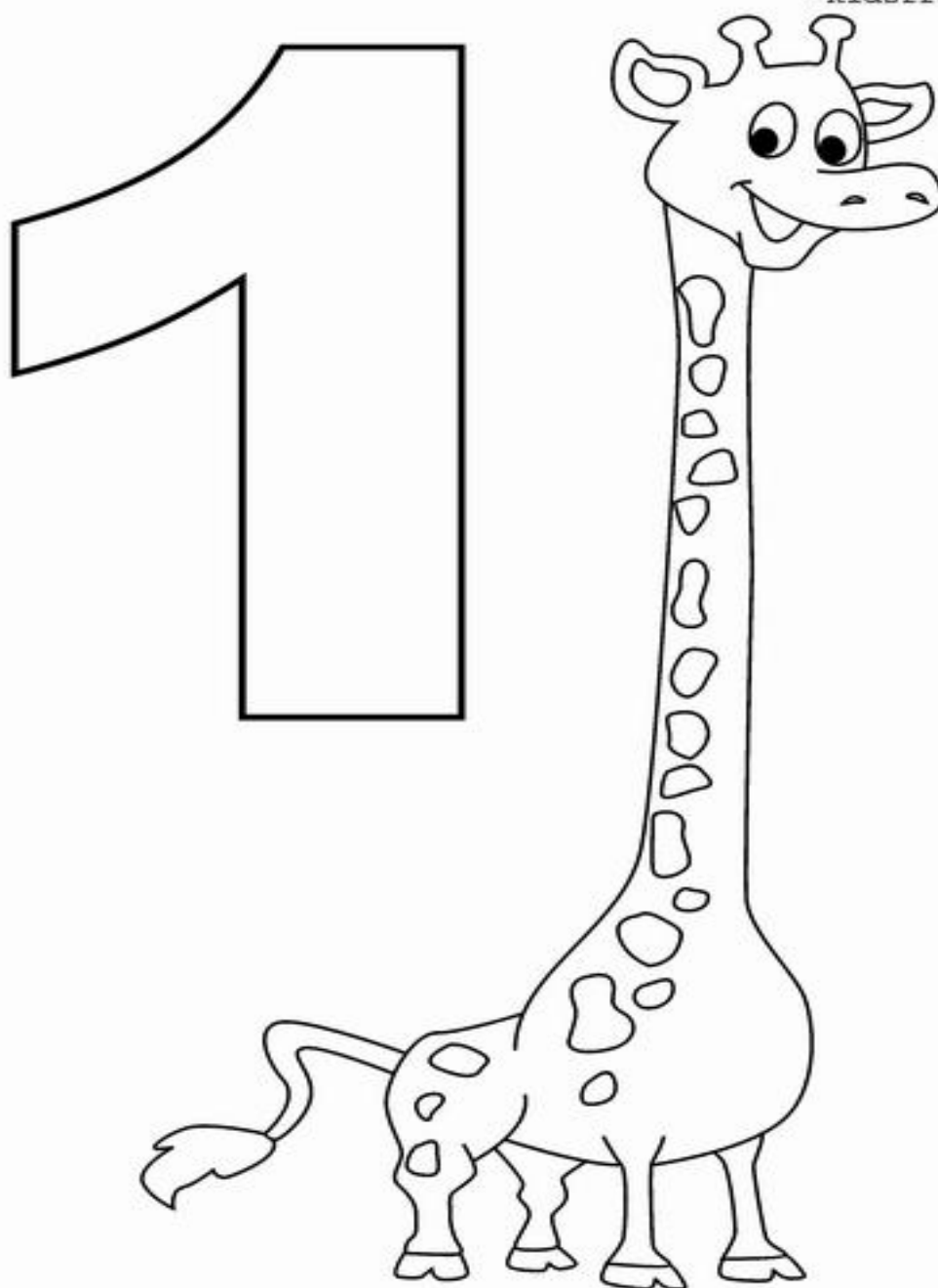
K 	K	K	
L 	L	L	
M 	M	M	
N 	N	N	
O 	O	O	

P 	P	P	
R 	R	R	
S 	S	S	
T 	T	T	
u 	u	u	

Colour the picture and the number 1. Highlight the circle bearing the same number.


©kidsfront.com



- 1
- 2
- 3
- 4
- 5
- 6
- 7
- 8
- 9
- 10

Colour the picture and the number 2. Highlight the circle bearing the same number.




©kidsfront.com



- 1
- 2
- 3
- 4
- 5
- 6
- 7
- 8
- 9
- 10

Colour the picture and the number 3. Highlight the circle bearing the same number.

©Kidsfront .com



- 1
- 2
- 3
- 4
- 5
- 6
- 7
- 8
- 9
- 10




Colour the picture and the number 4. Highlight the circle bearing the same number.

©Kidsfront.com



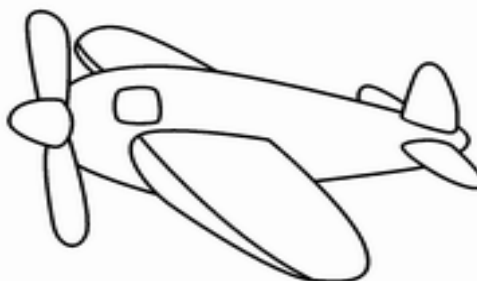
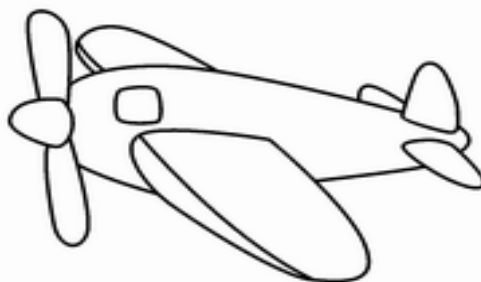
Colour the picture and the number 5. Highlight the circle bearing the same number.

©kidsfront.com



Colour the picture and the number 6. Highlight the circle bearing the same number.



©Kidsfront.com



- 1 2 3 4 5 6 7 8 9 10

Colour the picture and the number 7. Highlight the circle bearing the same number.








©kidsfront.com



- 1
- 2
- 3
- 4
- 5
- 6
- 7
- 8
- 9
- 10

Colour the picture and the number 8. Highlight the circle bearing the same number.

©Kidsfront.com



- 1 2 3 4 5 6 7 8 9 10

Colour the picture and the number 9. Highlight the circle bearing the same number.

©Kidsfront .com



- 1 2 3 4 5 6 7 8 9 10

Colour the picture and the number 10. Highlight the circle bearing the same number.
©Kidsfront .com

